

The AutoCAD Design Suite connects the stages in my design process easily and seamlessly.

—Marcello Martino  
Creative Director and Principal  
Marcello Martino Design

# AutoCAD® Design Suite

2013

## Unleash the power of AutoCAD software.

### Learn More or Purchase

Access specialists worldwide who can provide product expertise, a deep understanding of your industry, and value that extends beyond your software. To license AutoCAD Design Suite 2013 software, contact an Autodesk Authorized Reseller. Locate an Autodesk Reseller near you at [www.autodesk.com/reseller](http://www.autodesk.com/reseller).

### Autodesk Education

Autodesk offers students and educators a variety of resources to help prepare students for successful design careers. Educators can access design software, curricula, and teaching resources, while students can access free\* software, training videos, design competitions, and career resources. Anyone can get expert guidance at an Autodesk Authorized Training Center (ATC®) site and validate skills with Autodesk Certification. Learn more at [www.autodesk.com/education](http://www.autodesk.com/education).

### Autodesk® Subscription

Do more with AutoCAD Design Suite 2013. Autodesk Subscription gives you an advantage with powerful cloud-based services, upgrades to the latest software releases, online technical support, and flexible licensing privileges.\*\* Learn more at [www.autodesk.com/subscription](http://www.autodesk.com/subscription).

### Autodesk 360

With Autodesk 360 and AutoCAD 2013 software, you can supercharge your design and collaboration processes with online file exchange, viewing, and editing services that directly connect AutoCAD to the cloud. Now you can automatically sync your AutoCAD files and settings to the cloud, and access your latest files and profile settings from any computer, wherever you are. Easily share your designs with project members in any office or in the field, allowing them to view, edit, and print designs from their mobile devices, including tablets and smartphones. With social media publishing, you can even broadcast your designs to the world.


### Autodesk® 360 Rendering

Included with Autodesk Subscription and AutoCAD Design Suite 2013, Autodesk 360 Rendering allows you to generate high-quality, near-realistic renderings in the cloud, directly from AutoCAD 2013 software. Quickly generate multiple rendered variations without tying down your computer—or you.

\* Free products are subject to the terms and conditions of the end-user license agreement that accompanies download of this software.

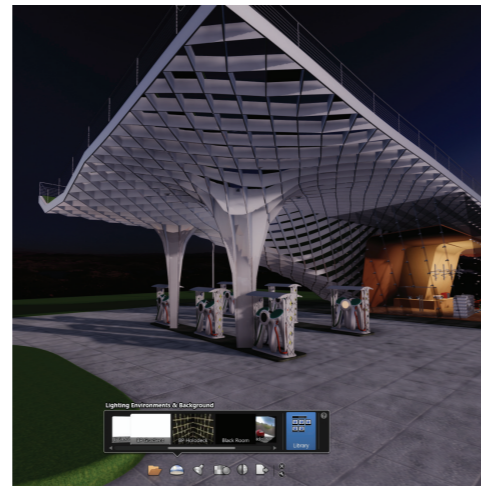
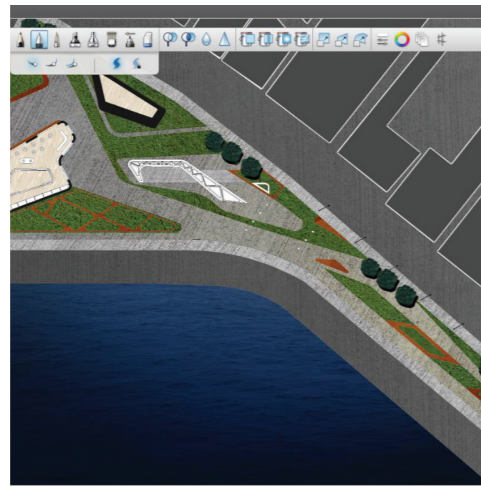
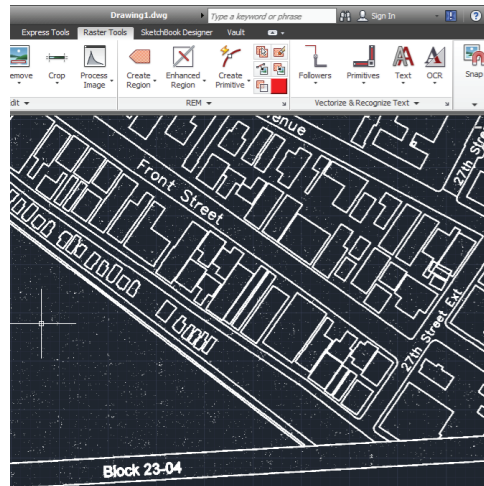
\*\* All Autodesk Subscription benefits are not available for all products in all geographies. Please consult your Autodesk reseller or sales representative for more information.

Autodesk, AutoCAD, Alias, ATC, DWG, Mudbox, Showcase, SketchBook, and 3ds Max are registered trademarks or trademarks of Autodesk, Inc., and/or its subsidiaries and/or affiliates in the USA and/or other countries. All other brand names, product names, or trademarks belong to their respective holders. Autodesk reserves the right to alter product and services offerings, and specifications and pricing at any time without notice, and is not responsible for typographical or graphical errors that may appear in this document. © 2012 Autodesk, Inc. All rights reserved.



Rendering of Estadio Nacional de Brasília. AutoCAD® Design Suite and Autodesk® 3ds Max® Design software products were used in the design process. Image courtesy of Castro Mello Architects.

# Capture scanned documents, sketch design concepts, and render clients speechless with AutoCAD Design Suite 2013.



For the people who are shaping and creating the world around us, AutoCAD Design Suite 2013 delivers the power of AutoCAD 2013 software, plus tools to help you create, capture, connect, and showcase your designs with impact.

The AutoCAD Design Suite helps us with the translation of ideas. It's like a Rosetta Stone for multidisciplinary design.

—Mark Foster Gage  
Principal  
Gage / Clemenceau Architects

From concept sketches to surfaces and production drawing to near photorealistic visualizations, the AutoCAD Design Suite supports every step in my design workflow.

—Marcello Martino  
Creative Director and Principal  
Marcello Martino Design

With AutoCAD Design Suite, having all the tools you need at your disposal combined with the cost savings you get is pretty amazing.

—Gedeon Trias  
Associate Director of Design  
Larson & Darby Group

## Create

### Discover New Possibilities

Create and sketch extraordinary designs with industry-standard conceptual sketching and design software tools.

- Discover inspirational ideas with freehand drawing techniques to create breakthrough conceptual design sketches for AutoCAD 2013 software.
- Explore your ideas in almost any shape imaginable with powerful 3D modeling and sculpting tools.
- Drive your projects to completion with comprehensive documentation tools.

## Capture

### Bring Your World into AutoCAD

Capture design information from almost any source and convert it into an AutoCAD DWG™ file.

- Digitize scanned drawings and plans with easy-to-use raster-to-vector conversion tools that help you bring your legacy information into AutoCAD.
- Turn photographs into 3D models with photo modeling tools.
- Accelerate renovation and restoration projects by re-creating the as-built environment with powerful point cloud tools.
- Translate third-party 3D file formats into DWG with model import and aggregation tools.

## Connect

### Plug in to the Power of the Cloud

Connect to Autodesk® 360 cloud services for easy sharing, collaboration, and rendering.

- Supercharge your design and collaboration processes with online file exchange and rendering services that directly connect AutoCAD 2013 software to Autodesk 360 cloud services.
- Broadcast your designs to the world with in-product social media publishing.
- Access and download apps to customize your AutoCAD experience.
- Publish directly from AutoCAD 2013 to enable web and mobile collaboration and review.

## Showcase

### Render Clients Speechless

Showcase your design ideas with illustrations, renderings, 3D presentations, and 3D physical models.

- Accelerate the feedback loop and avoid costly errors by clearly communicating design intent to stakeholders and constituents.
- Explore form, fit, finish, and function variations of your AutoCAD designs, with games-inspired visualization software tools.
- Impress your customers with interactive presentations and Hollywood-quality renderings, directly from your AutoCAD designs.
- Hold your designs in the palm of your hand by printing physical 3D models directly from AutoCAD.

## Products Included with AutoCAD® Design Suite 2013

### AutoCAD® 2013

#### Standard Edition

Speed documentation and explore design concepts with the powerful tools in AutoCAD, one of the world's leading 2D and 3D design applications. You can quickly document—and stay connected to—3D models from almost any source, develop designs using 3D point cloud data, explore design ideas with flexible 3D modeling tools, and slash time with parametric modeling. Hold your designs in the palm of your hand by printing physical 3D models directly from AutoCAD.

### AutoCAD® Raster Design 2013

#### Standard Edition

Capture design information from scanned drawings and raster images and convert them into AutoCAD DWG files. AutoCAD Raster Design software interactively converts raster images to AutoCAD vector objects—and even converts letters to AutoCAD text. AutoCAD Raster Design is accessed directly from within AutoCAD and is completely integrated with your AutoCAD DWG design workflow.

### Autodesk® SketchBook® Designer 2013

#### Standard Edition

Discover inspirational ideas with freehand drawing techniques and create breakthrough conceptual design sketches for AutoCAD software. Autodesk SketchBook Designer 2013 software also helps turn your AutoCAD drawings into beautiful illustrations. SketchBook Designer 2013 is accessed directly from within AutoCAD 2013 and is a natural extension to your AutoCAD DWG design workflow.

### Autodesk® Showcase® 2013

#### Standard Edition

Turn AutoCAD models into amazing 3D rendered presentations to share live with an audience or publish for remote access on the web or on mobile devices such as tablets and smartphones. Autodesk Showcase 2013 software is accessed directly from within AutoCAD 2013 software. Automated Suite Workflows make it nearly effortless to add visually stunning real-time 3D presentations to your AutoCAD DWG design workflow.

### Autodesk® Mudbox™ 2013

#### Standard Edition

Create detailed 3D design concepts by sculpting and painting 3D objects with your mouse. Getting started with 3D has never been easier thanks to intuitive modeling techniques in Mudbox 2013 software. Its amazingly artistic tools will inspire your creative process. Embellish your 3D models and create dazzlingly detailed effects by painting directly on your models in 3D space.

### Autodesk® 3ds Max® Design 2013

#### Premium Edition

Access the software used to create Hollywood blockbuster movies and award-winning video games. With 3ds Max Design 2013 software, you can create cinematic-quality rendered animations and simulate lighting analyses. 3ds Max Design 2013 is included with AutoCAD Design Suite 2013 Premium and can be accessed directly from within AutoCAD 2013. Automated Suite Workflows make it easy to get started.

### Autodesk® Alias® Design 2013

#### Ultimate Edition

Included with AutoCAD Design Suite 2013 Ultimate, Autodesk Alias Design 2013 industrial design software powers your creative design process with industry-leading surfacing capabilities and best-in-class modeling tools. With Autodesk Alias Design, you can create innovative designs—faster than your competition.

## Top 3 Reasons to Move from AutoCAD to AutoCAD Design Suite 2013

- 1. Capture design information from scanned documents with AutoCAD® Raster Design 2013:** Easily incorporate as-built design information from archived paper documents into your current project.
- 2. Sketch concepts for your AutoCAD designs with Autodesk® SketchBook® Designer 2013:** Eliminate the time-consuming process of creating initial designs with pen and paper.
- 3. Render them speechless with Autodesk® Showcase® 2013:** Quickly create sophisticated visuals that can help you win new business.

## AutoCAD Design Suite 2013 Standard

- AutoCAD® 2013
- AutoCAD® Raster Design 2013
- Autodesk® SketchBook® Designer 2013
- Autodesk® Showcase®
- Autodesk® Mudbox™

## AutoCAD Design Suite Premium

- AutoCAD® 2013
- AutoCAD® Raster Design 2013
- Autodesk® SketchBook® Designer 2013
- Autodesk® Showcase®
- Autodesk® Mudbox™
- Autodesk® 3ds Max® Design 2013

## AutoCAD Design Suite Ultimate

- AutoCAD® 2013
- AutoCAD® Raster Design 2013
- Autodesk® SketchBook® Designer 2013
- Autodesk® Showcase®
- Autodesk® Mudbox™
- Autodesk® 3ds Max® Design 2013
- Autodesk® Alias® Design 2013